

Collaborative Furniture



TeamMate[®]
Technical Furniture Solutions



TeamMate Collaborative Solutions

Contemporary and flexible audio visual furniture solutions for collaborative working environments.

Introduction:

TeamMate design and manufacture a range of innovative and contemporary furniture solutions for integrated AV and IT technologies.

TeamMate's smart collaborative furniture solutions suit the demands expected of spaces today, including active learning spaces, breakout areas, boardrooms, lecture theatres and seminar rooms. TeamMate can provide equality act compliant furniture for inclusive and accessible learning environments, whilst facilitating the requirements for assistive technologies.

We believe that good design should solve problems; be practical and yet harmonize with its surroundings and, above all, be as simple and as elegant as possible.

Applications for TeamMate's collaborative furniture:

- >> Active learning classrooms
- >> Breakout areas
- >> Library study spaces
- >> Video-conferencing
- >> Meeting and huddle spaces
- >> Corporate boardroom tables
- >> Collaborative lecture theatres
- >> Anatomical dissection labs





WorksZone

Collaboration Tables

WorksZone Collaboration Tables change the way we collaborate.

WorksZone Tables set the pace in the market for a flexible and versatile sit/stand collaboration solution. Fully mobile, the WorksZone Collaboration Table can be used in conjunction with wall mounted screens, or with the adaptable WorksZone screen support.

The WorksZone Collaboration Table acts as a self-contained technology hub, the inbuilt TechWell™ accepts most major manufactures of cable retractor systems and in addition, the fixed centralised connectivity module can also be made custom to user requirements. The WorksZone Table redefines the way we collaborate, communicate and share ideas.

WorksZone is available in four key shapes: Ellipse, Oval, Trapeze and Rectangular; all shaping a variety of learning and meeting styles and finished with high quality laminate and edges painted to match.

Ellipse is a highly popular, ergonomic shape that enables equal spacing amongst users whilst enabling face to face collaboration.

Oval enables collaboration in the round, the sculpted finish allows for ideal huddle meetings.

Trapeze is a versatile shaped worktop; the combined design of the TechWell™ and the worktop shape allows for the screen support to be mounted in a standard or reverse Trapeze configuration.

Rectangle is similar to Ellipse and provides equal spacing for users. The shape allows for multiple WorksZones to be joined together to create custom boardroom table solutions.

Folding WorksZone Table can be manoeuvred between various spaces without the need to disconnect any worktop peripherals.

WorksZone Ellipse



Image shows WorksZone Ellipse Table with optional screen support and TechWell™ XL

WorksZone Ellipse

Features

- >> 2D & 3D Space Planning and Design
- >> 3, 6, 8 & 10 seat options
- >> Ellipse Worktop Shape
- >> Mobile with lock-down castors
- >> Compact TechWell™ / TechWell™ XL
- >> Fixed height or height adjustable (DDA requirements)
- >> Customisable Central Connectivity Module for custom inputs and modules
- >> Optional WorksZone Screen Support
- >> Choice of worktop lengths and colours
- >> 10 Year Warranty on metalwork
- >> 3 Year Warranty on electrical components

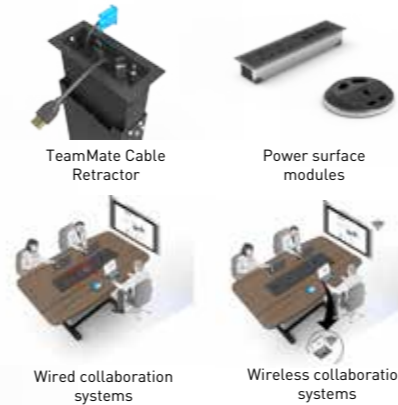


WorksZone Ellipse Table with a side mounted screen support

WorksZone options:




Central connectivity options:



TechWell™ options:



Optional electronic height adjustment 

WorksZone Oval



Image shows WorksZone Oval Table with optional screen support and Compact TechWell™

WorksZone Oval

Features

- >> 2D & 3D Space Planning and Design
- >> 3 & 6 seat options
- >> Oval Worktop Shape
- >> Mobile with lock-down castors
- >> Fixed height
- >> Compact TechWell™ with 19" 13U x150mm deep rack enclosure for mounting equipment
- >> Customisable Central Connectivity Module for custom inputs and modules
- >> Optional WorksZone Screen Support
- >> Choice of worktop lengths and colours
- >> 10 Year Warranty on metalwork
- >> 3 Year Warranty on electrical components



The 3 seat WorksZone Table acts as a perfect huddle solution

WorksZone options:



Screen Support



Screen Support with connectivity

Central connectivity options:



TeamMate Cable Retractor



Wired collaboration systems



Power surface modules



Wireless collaboration systems

TechWell™ options:



Compact TechWell™



Used with wall mounted screens

WorksZone Trapeze



Image shows WorksZone Trapeze Table with optional screen support and Compact TechWell™

WorksZone Trapeze

Features

- >> 2D & 3D Space Planning and Design
- >> 3 & 6 seat options
- >> Trapeze Worktop Shape (can be reversed)
- >> Mobile with lock-down castors
- >> Fixed height
- >> Compact TechWell™ with 19" 13U x150mm deep rack enclosure for mounting equipment
- >> Customisable Central Connectivity Module for custom inputs and modules
- >> Optional WorksZone Screen Support
- >> Choice of worktop lengths and colours
- >> 10 Year Warranty on metalwork
- >> 3 Year Warranty on electrical components



Moveable screen support to form a reverse trapeze shape

WorksZone options:



Screen Support



Screen Support with connectivity

Central connectivity options:



TeamMate Cable Retractor



Wired collaboration systems



Power surface modules



Wireless collaboration systems

TechWell™ options:



Compact TechWell™



Used with wall mounted screens

WorksZone Rectangle



Image shows WorksZone Rectangle Table with optional screen support and TechWell™ XL

WorksZone Rectangle

Features

- >> 2D & 3D Space Planning and Design
- >> 3, 6, 8 & 10 seat options
- >> Rectangle Worktop Shape
- >> Mobile with lock-down castors
- >> Compact TechWell™ / TechWell™ XL
- >> Fixed height or height adjustable (DDA requirements)
- >> Customisable Central Connectivity Module for custom inputs and modules
- >> Optional WorksZone Screen Support
- >> Choice of worktop lengths and colours
- >> 10 Year Warranty on metalwork
- >> 3 Year Warranty on electrical components




WorksZone Rectangle Table with a side mounted screen support


WorksZone options:



Central connectivity options:



TechWell™ options:



Optional electronic height adjustment

WorksZone Folding Table



Image shows WorksZone Folding Table in the folded up position.

WorksZone Folding Table

Features & Benefits

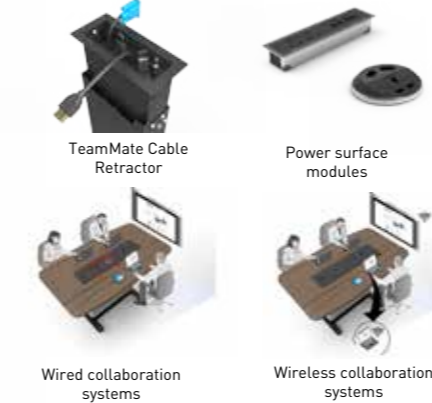
- >> Fixed height
- >> 3 & 6 seat options
- >> Ellipse, Trapeze, Oval & Rectangle worktop shape
- >> Mobile with lock-down castors
- >> Compact TechWell™ with 19" 13U x150mm deep rack enclosure for mounting equipment
- >> Customisable Central Connectivity Module
- >> Folding table can be manoeuvred between various spaces without the need to disconnect any worktop peripherals
- >> Choice of worktop lengths and colours
- >> 10 Year Warranty on metalwork
- >> 3 Year Warranty on electrical components



WorksZone options:



Central connectivity options:



TechWell™ options:



WorksZone

Lab Table

The WorksZone Lab Table is state of the art solution to facilitate a collaborative approach to laboratory and anatomical based training and learning.

Designed specifically to be as durable and robust as possible for today's modern laboratory environment, the WorksZone Lab Table is a collaborative alternative to traditional laboratory or anatomical study work stations.

With a screen acting as a focal point, each table can be integrated with the latest AV and assistive technologies to improve the functional capabilities of a variety of users.

Each table's screen enables users to see a live feed from the instructors teaching desk, giving unparalleled access to the content being visualised.

The WorksZone Lab Table worktop uses a highly durable, chemical resistant finish that can be wiped clean after use. Instead of being mounted in the middle of the table, power and other optional inputs can be integrated into a specially designed screen support which is mounted at the end of the table. This can allow for microscopes and other tools used in laboratory environments to be powered, in addition to not interfering with the cleaning of the worktop after use.

With options for a fixed or height adjustable worktop and castors that can be locked in place, the WorksZone Lab Table is a truly flexible collaborative furniture solution for modern laboratory environments.

*Please note the screen and AV & IT Technology is not included. An Audio Visual integrator can provide a solution that is tailored to your specific requirements.



WorksZone Lab Table



Image shows WorksZone Lab Table with laboratory microscopes positioned on the chemical resistant worktop


WorksZone Lab Table

Features & Benefits


- >> Fixed or height adjustable workstation
- >> 6, 8 & 10 seat options
- >> Ellipse or rectangle worktop shape
- >> Fully mobile with lock-down castors
- >> TechWell™ XL with 19" x 350mm deep rack enclosures for equipment mounting
- >> Screen support with power, optional inputs and/or control panel mounting
- >> Durable chemical resistant work surface that can be wiped clean after use
- >> Optional height adjustable package comes with a height adjustment switch on a spiral cord.
- >> Durable and robust design to withstand constant use
- >> Ergonomic worktop shape to offer users equal spacing



WorksZone options:



Optional connectivity options:



TechWell™ options:



WorksZone Projection Table

A self contained projection table for small to medium sized meeting rooms or collaborative huddle spaces.

WorksZone Projection Table is a radical new design for small to medium sized meeting rooms or collaborative huddle spaces where space is at a premium but screen size is important.

Designed to use Canon short throw projectors, this new concept can be installed in under 30 minutes. Simply plug and play and your meeting space is ready, no need to chase cables or fix a projector to the ceiling, no expensive switchers or control systems because it's all built into the projector, plus if your walls are white or soft cream or grey in colour, no screen needed either.



Canon

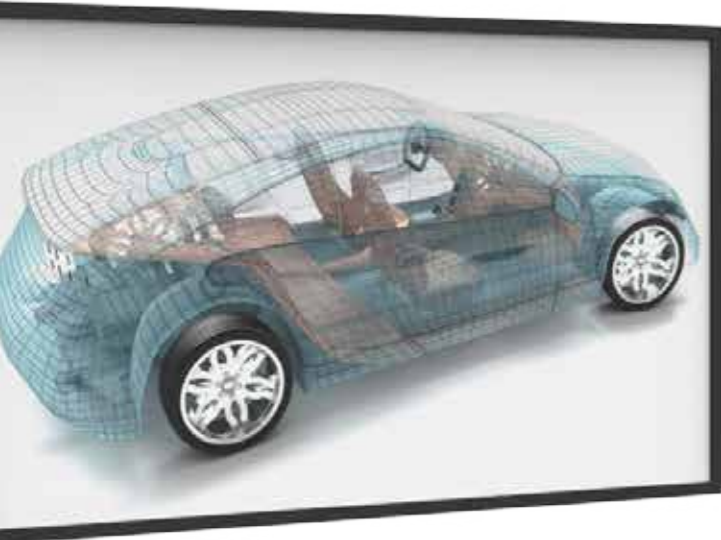
Projection Table

Image taken in Canon UK London showroom - The View.

Scan me for to find our more:



WorksZone Projection Table



WorksZone Projection Table

Features & Benefits

- >> Compatible for Canon WUX450ST and WUX500ST short throw projectors
- >> Cost effective self-contained solution
- >> Seats 6-8 people
- >> Fixed or height adjustable options
- >> Installation time in less than 30 minutes
- >> Mobile collaborative solution
- >> Built in power and cable management
- >> Projection light-field cut-out end or side of table
- >> Up to 9U 19" rack space available
- >> Choice of worktop finishes and colours
- >> 10 Year Warranty on metalwork
- >> 3 Year Warranty on electrical components



WorksZone options:



Optional connectivity options:



Power and AV input surface modules



Wireless collaboration systems

TechWell™ options:



TechWell™ XL



WorksZone Pod

The WorksZone Pod brings together contemporary AV furniture with soft seating, in a modular and harmonious way.

With a choice of either 4 or 6 seat options, the WorksZone Pod caters for small or medium size groups who want to engage collectively. The privacy panels that make up the back of the Pod act as acoustic barriers for sound, offering users a quiet alternative for working. The WorksZone Screen Support can be mounted at either end of the table giving users additional privacy when using the screen.

Audio Visual technologies can either be integrated into the back panel of the WorksZone Pod or into the WorksZone Collaboration Table itself.

The WorksZone Pod has many fabric choices that cater for a variety of architectural environments, allowing it to suit different corporate and educational spaces. Each fabric panel of the WorksZone Pod comes with zips that allow users to remove if necessary. It's modular construction also enables easy installation and re-deployment.



WorksZone Pod



WorksZone Pod

Features & Benefits

- >> Seating:
 - 4 people with 1800x1000mm worktop
 - 6 people with 2000x1000mm worktop
- >> 13U 19" x 150mm deep rack storage in WorksZone
- >> Power and other AVIT inputs can be mounted into the central connectivity module
- >> Screen can be mounted on fabric panel or on table
- >> Fully upholstered acoustic panels for privacy
- >> Fabric panels are connected with a zip for easy installation and redeployment
- >> Seams on the panels allows for use of different fabrics
- >> BS EN 1021, BS 7176 Low Hazard flammability rating
- >> All pod fabrics have a minimum 5 year guarantee / 100,000 Martindale cycles

WorksZone options:



Screen Support



Screen Support with connectivity

Central connectivity options:



TeamMate Cable Retractor



Power surface modules



Wired collaboration systems



Wireless collaboration systems



Enable private meetings by mounting the screen support at the other end of the WorksZone Table

TechWell™ options:







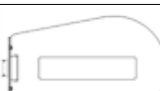



















Compact TechWell™



WorksZone Specifications

Table length options/worktop shapes/dimensions.

WorksZone Type and Worktop Shape Options	Seats	Length	Width	Fixed height	VariHite™ - height adjustment range*	TechWell™
Ellipse						
	3	1600mm	1000mm	770mm	N/A	Compact TechWell™
	6	2000mm	1200mm	770mm	N/A	Compact TechWell™
	6	2000mm	1200mm	770mm	770mm-1060mm	TechWell™ XL/ TechWell™ Plus
	8	2400mm	1200mm	770mm	770mm-1060mm	TechWell™ XL/ TechWell™ Plus
	10	3000mm	1200mm	770mm	770mm-1060mm	TechWell™ XL/ TechWell™ Plus
Oval						
	3	1600mm	1200mm	770mm	N/A	Compact TechWell™
	6	1800mm	1200mm	770mm	N/A	Compact TechWell™
Trapeze						
	3	1600mm	1200mm	770mm	N/A	Compact TechWell™
	6	1800mm	1200mm	770mm	N/A	Compact TechWell™
Rectangle						
	3	1600mm	1000mm	770mm	N/A	Compact TechWell™
	6	2000mm	1200mm	770mm	N/A	Compact TechWell™
	6	2000mm	1200mm	770mm	770mm-1060mm	TechWell™ XL/ TechWell™ Plus
	8	2400mm	1200mm	770mm	770mm-1060mm	TechWell™ XL/ TechWell™ Plus
	10	3000mm	1200mm	770mm	770mm-1060mm	TechWell™ XL/ TechWell™ Plus

WorksZone Type and Worktop Shape Options	Seats	Length	Width	Fixed height	VariHite™ - height adjustment range*	TechWell™
Folding						
	6	2000mm	1200mm	770mm	N/A	Compact TechWell™
	6	2000mm	1200mm	770mm	N/A	Compact TechWell™
	6	2000mm	1200mm	770mm	N/A	Compact TechWell™
	6	2000mm	1200mm	770mm	N/A	Compact TechWell™
Lab Table						
	6	2000mm	1200mm	770mm	770mm-1060mm	TechWell™ XL
	8	2400mm	1200mm	770mm	770mm-1060mm	TechWell™ XL
Projection Table						
	6	2000mm	1200mm	770mm	770mm-1060mm	TechWell™ XL
	6	2000mm	1200mm	770mm	770mm-1060mm	TechWell™ XL
Pod						
	4	1800mm	1000mm	770mm	N/A	Compact TechWell™
	6	2000mm	1000mm	770mm	N/A	Compact TechWell™



Space planning and design

Create a space designed around you.

TeamMate's space planning and design service offers users to see a life like representation of a given room prior to purchase. Whether it is a 2D DWG drawing or more comprehensive 3D room design, TeamMate offers this service free of charge.

Create a space designed around how you want to use a room. With the flexibility of the WorksZone Collaboration Table and the space planning design service, you bring a concept to life by adapting the WorksZone to suit your application.



Example illustration of TeamMate space planning and design service

TeamMate

EMEA

7 Rockfort Industrial Estate
Hithercroft Road
Wallingford, Oxfordshire
OX10 9DA
United Kingdom

T: +44 (0) 1491 825739

F: +44 (0) 1491 838568

E: info@teammateworld.com

W: www.teammateworld.com



TeamMate®

Date of issue January 2018
These specifications are subject to change.
E&OE.

TeamMate is a registered trademark of
Performance Enclosures Ltd.